



District Report Card: 2017


State: Bihar	District: Darbhanga
Class: 8	Subject: Language
Schools: 51	Students: 1138


Participation/Coverage


Students

<div>GENDER</div> <div></div>	Boys		Girls	
	Number	%	Number	%
	510	44.82	628	55.18

<div>AREA</div> <div></div>	Rural		Urban	
	Number	%	Number	%
	1021	89.72	117	10.28

<div>CATEGORY</div> <div></div>	SC		ST		OBC		GEN	
	Number	%	Number	%	Number	%	Number	%
	169	14.85	3	0.26	693	60.90	273	23.99

<div>CWSN</div> <div></div>	LD	VI	HI	S&LD	ID	Oth
	0	2	1	1	2	1

<div>Management</div> <div></div>	Government		Government-aided	
	Number	%	Number	%
	1138	100.00	0	0.00

Average Performance of Students in Language (%)

Overall	Gender		Area		Management		Social Group			
	Male	Female	Rural	Urban	Govt.	Aided	SC	ST	OBC	GEN
52.47	53.96	51.25	52.49	52.25	52.47	0.00	48.92	51.11	52.29	55.12

Performance on Learning Outcomes (LOs)

Learning Outcomes	Description	Average Performance(%)
L813	Read textual/non-textual materials with comprehension and identifies the details, characters, main idea and sequence of ideas and events while reading	52.47

Range of Performance of Students who Answered Correctly							
Below 30%		30% - 50%		50% - 75%		Above 75%	
Number	%	Number	%	Number	%	Number	%
209	18.37	291	25.57	453	39.81	185	16.26

Lowest Performing Learning Outcomes (LOs)

1 - Read textual/non-textual materials with comprehension and identifies the details, characters, main idea and sequence of ideas and events while reading (52.47)